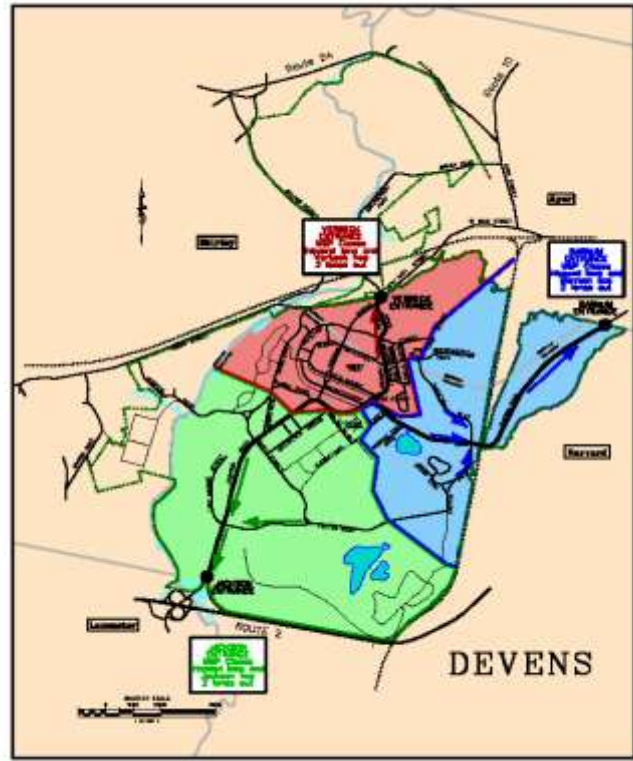


# DEVENS FIRE DEPARTMENT



# Welcome

- Our goal this morning to provide you with an understanding of what preplanning has been done for safety at Devens and to give you some resources to share with your employees to help them preplan for their own safety.



# Public Perception

- Most people believe that firefighters only provide fire suppression.
- Today's fire service must be able to do so many things.
- As a result, Firefighters plan for emergencies by training in fire suppression, EMS, HAZMAT Response and Specialized rescues (*Confined Space rescue, Trench Rescue, Water Rescue and Ropes Rescue from high places*)



# Devens Provides



**Fire Suppression**



**Emergency Medical Services**



**Specialized Rescue**



**Haz-Mat Response  
Terrorism Response**



**Fire Alarm Maintenance,  
Water Capacity Testing and  
Code Compliance**



**Public Fire and Life  
Safety Education**

## In addition to Fire Suppression and Emergency Medical Services:

- Fire District 6 Regional Mass Decon Trailer
- Home of the Regional Trench Rescue Team
- The only Confined Space Rescue Team in North Worcester County
- Provides Public Fire and Life Safety Education to the schools and businesses of Devens
- First response HAZMAT incidents.
- Provides Fire Inspections to commercial and residential properties. Including Fort Devens.

# Confined Space

- Confined Space Rescue requires many hours of training due to the dangers involved.
- Many confined spaces present with dangerous gases. This means that rescuers must test, clear and sometimes enter areas while attached to outside breathing sources
- Devens Fire is the only Confined Space Rescue Team in the Region.



# Trench Rescue

- Trench Rescue requires many hours of training due to the dangers involved.
- No Trench can be entered until it is made safe for rescuers. A Trench Box must be built around a victim before rescuers can attend and recover a victim
- Devens Fire is one of three Departments that make up the regional trench Rescue team.






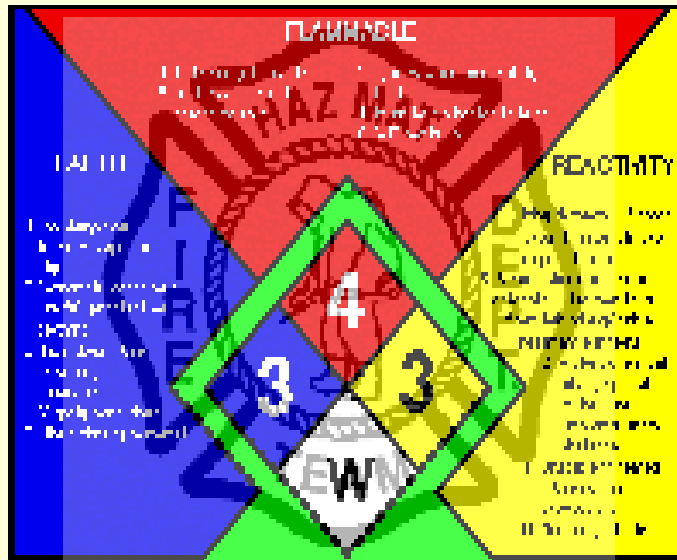
# Water Rescue

- The Nashua River and the Oxbow are areas covered by us for Water Rescue.
- Mirror Lake is often used by Divers as well as the general public for swimming.
- All Devens Fire Personnel are trained as Ice Rescue Specialists. In winter, we respond to ice rescues on the waterways at Devens.
- In 2005, DFD was dispatched to 2 reported drownings at Mirror Lake.





# Haz Mat and Terrorism Response



# Hazardous Materials Response

- Devens has a large number of companies that use Hazardous Materials in their production.
- Even the best lab with proper safeguards has accidents. When accident's happen, we respond.
- Devens Fire currently has 20 members trained to the ops level and one certified Haz Mat tech.



# Public Fire and Life Safety Education

**LEARN CPR**  
you can do it!

**SAFE**   
STUDENT AWARENESS OF FIRE EDUCATION



American Heart  
Association®   
*Learn and Live™*



# Fire Alarm Maintenance

- Devens Fire Department maintains the Municipal Fire Alarm System for Devens
- This includes
  - Maintain 6 fire alarm circuits consisting of approximately 15 miles of cable.
  - Maintain 111 master boxes protecting:
    - 118 buildings.
  - Maintain 5 street boxes used by the public to notify the fire department of emergencies within residential neighborhoods.

# Water Capacity Testing

- Annually, every hydrant at Devens needs to be tested. This means countless hours and hundreds of hydrants.
- Flow testing tells us not only how much this hydrant can handle but how much water we can expect if many hydrants in a confined area are in use.



# Code Compliance

- The most time consuming job of the Chief and Inspection officers.
- State law requires a number of code compliance inspections. All commercial facilities are to be inspected annually.
- Additionally, Devens Fire Department has assisted in the creation of Emergency Plans for the community at Devens.

# SARA Title III

- This is the federal Law passed in 1986 that requires every local community to plan for any industrial that uses or stores Hazardous chemicals.
- That plan must include consideration of Special needs facilities within the community.
- The law also requires the creation of a Local or Regional Emergency Planning Committee.



# Chemical Inventory Reporting

- Industry that use chemical(s) that appear on the DEP list are required to annually report their chemical inventory to the LEPC, Head of the Fire Department and the Commonwealth of Mass.
- There is a \$25,000 a day fine for non-compliance in reporting. The list of chemicals is available from MEMA or the local Fire Chief.

# Disaster Planning

- The start of disaster planning begins with the Local Emergency Planning Committees.
- LEPCs work to understand chemical hazards in the community, develop emergency plans in case of an accidental release, and look for ways to prevent chemical accidents.

# DEVENS LEPC

- The Devens LEPC under the direction of Chief Thomas Garrity was one of the first LEPCs in the Commonwealth to be certified by the State.
- Certification was a 2 year process that included a large table top exercise and a full size operational drill that had over 130 emergency personnel respond to Devens in March of 2007.
- In 2008 we did a table top exercise the Federal Bureau of Prisons, US Army and area industries.
- In 2009 or LEPC facilitated a table top exercise with the US Army Fort Devens, ran by the Northeast Command.

## LEPCs preplans

- As part of the planning for chemical releases, the LEPC also plans for natural disasters like, flood, hurricane, tornados or ice storms.
- These preplans are filed with the Massachusetts Emergency Management Agency and a database is kept to provide instant access to these plans in time of need. Hard copies are kept at the Police station, fire station and dispatch center.

# CEM Plan

- The Comprehensive Emergency Management Plan (CEM Plan) is the master document that contains all the pre-plans for Devens.
- It includes listing of Special Needs facilities like schools and preschools as well as a listing of all the companies at Devens who use Hazardous Chemicals in their processes.

# CEM Plan

- The CEM Plan also includes agreements with facilities in our community that will open their doors to become emergency shelters.
- The CEM Plan also includes agreements with local agencies to provide transportation and buses to move people to these emergency shelters.

# CEM Plan

- Our CEM Plan is always changing and being updated.
- The two firefighters that assist with staff duties, spend over 100 hours a year annually reviewing and updating the plan to assure that contact information and chemical inventories are up to date.



# Business Preparedness

- Many businesses limit preparedness to fire drills. Even some do not do those.
- A business owner can protect his/her business and employees through:
  - Continuity of Operations
  - Fire Drills, Evacuation of the building and Accountability
  - Natural Disaster preplanning
  - Evacuation of employees from Devens
  - Sickness and illness preplanning
  - Hostile person within the facility

# Continuity of Operations

- Industry needs to have a Continuity of Operations Plan.
  - *(ie. A fire closes your facility, how and where do you continue to operate)*
- Industry needs to plan and train every employee for every emergency event that could occur and how employees should react to it.
- Without training you cannot assure that they will act safely and appropriately when and emergency happens.

# Things to plan in advance

- Off site storage of critical records
- Ability to cut paychecks
- Procedures to notify local hospitals of the exposure of employees. You can notify the hospital in advance of the potential exposure so they are prepared if and when it happens.
- Keeping all permits up to date.

# Fire Drills

- The Devens Fire Department is available to assist with fire drills at facilities at Devens.
- Often we can observe and offer feedback on things that can be changed or improved.



**Smith College the 1930s:Fire Drill/Escape the Burning Dormitory Trick**

# Fire Drills

- Recently we assisted one business in changing their plan to create a really point that was more convenient to staff and safer for responding fire apparatus.
- We also have a prop that can “block a door” so that your staff can practice finding a “second way out”. We should all know two ways out of every room.

# Accountability

- No matter what the reason you evacuate your building, (Fire, Hazmat or other emergency situation), the Employer is responsible to account for their people.
- You must have a plan in place to know who is in your building and after you evacuate you must assure they are all out. Someone must be in charge of this plan and you need to train everyone in it.
- **In the event of an real emergency**, knowing people are still inside and where they might be can be invaluable to firefighters sent in to search for them. This information can save a life.

# Natural Disaster Preplanning

- In December 2008 much of North Central MA was hit with a devastating Ice Storm.
- Could it happen again?
- Were you prepared?
- What things might a business need to prepare for if this should happen again?
- This preplanning might be considered an “All Hazard Approach”

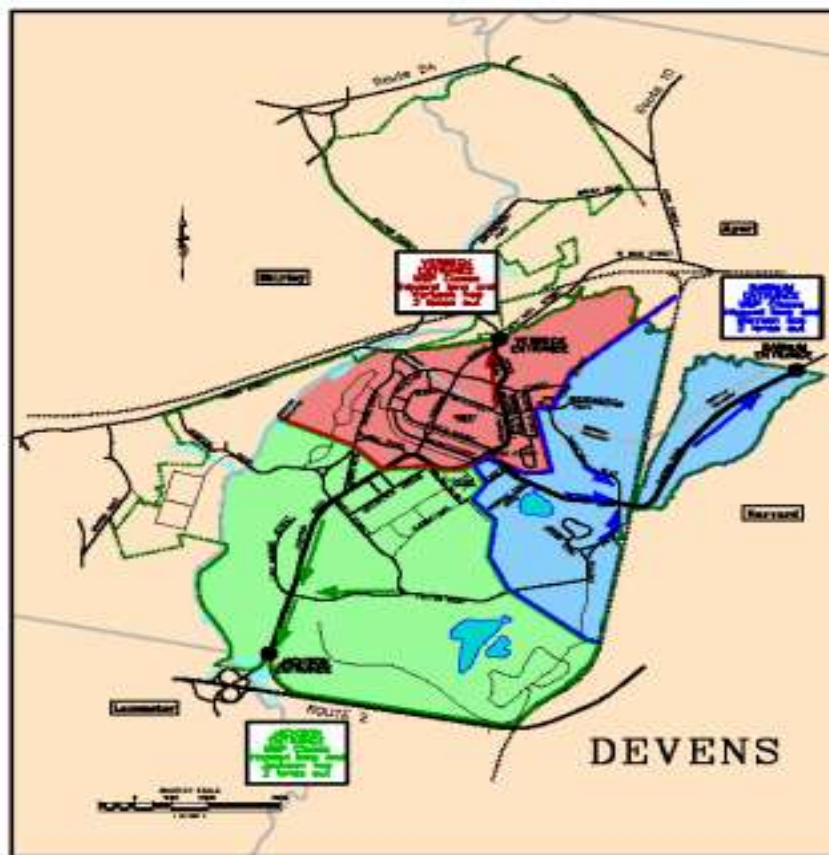


# Natural Disaster Preplanning

- If this ice storm had struck during the day instead of at night, what would your employees have done?
- What resources do you have to keep your employees feed and warm until power was restored and the roads reopened?
- This is the kind of things the business owner should preplan and prepare for.

# Evacuation of employees from Devens

- Devens recently revamped our evacuation plan to meet current staffing of our State Police Resources.
- The new Evacuation plan includes 3 zones.
  - Residential areas around Rogers Field –north out the Verbeck Gate
  - Industrial areas East of Jackson Road (Barnum Road, Saratoga Blvd. and Independence Drive) - exit out the Barnum Gate
  - Industrial and Schools out Jackson road – Out the Jackson Gate.



## Sickness and illness preplanning

- With us in the midst of an H1N1 pandemic has business preplanned what they would do if their staff was 30%, 40% or 80% sick?
- Remember that it is not only your staff but their children. If schools are closed by a flu outbreak the parents may need to stay home to care for a sick child or parent and be unable to come to work.
- What critical tasks does your business need to accomplish to stay open?

# Hostile person within the facility

- By just looking at the headlines we are seeing cases of a hostile person entering the workplace and threatening the safety of employees.
- Have you preplanned what your company would do if a hostile person entered the facility?
- Are there designate “safe spots” for people to take refuge?
- How would you notify your employees?

# Hostile person within the facility

- The police department at Devens is comprised of a barracks of Massachusetts State Police.
- The advantage of this is that we have instant access to their resources.
- Members of the STOP (*what you might call SWAT Team*) are stationed at Devens.
- Troopers could assist you in preplanning for these events.

# Employee Planning

- Finally we look at employee planning.
- If your employees is not safe at home they cannot come to work and your business performance suffers.
- Therefore it is in our best interest to make sure our employees are prepared.
- Here are some basic preparations:



# How to Prepare Before a Disaster

- Be informed.  
Know the risks.
- Make a plan.  
Have an evacuation and communication plan.
- Get a kit.  
Assemble an emergency supplies kit.
- Volunteer to help others.



# Have an Emergency Plan

- Escape / evacuation routes
- Family communications
- Utility shut-off and safety
- Vital records
- Specific needs
- Caring for animals
- Safety skills



# Escape / Evacuation Routes

- Escape routes from home
- Meeting place outside the home
- Everyone in the home should know the escape routes and meeting place.
- Evacuation routes from the community which are pre-designated by local emergency managers
- Best evacuation routes from home and work



# Family Communications

- Need to account for family members
- Each member should carry an emergency contact card.
- Designate an out-of state friend or relative.



**FAMILY EMERGENCY PLAN**

Emergency Contact: \_\_\_\_\_  
Phone: \_\_\_\_\_

Out of Town Contact: \_\_\_\_\_  
Phone: \_\_\_\_\_

Neighborhood Meeting Place: \_\_\_\_\_  
Phone: \_\_\_\_\_

**Dial 911 for Emergencies!**

# Vital Records

- Everyone should have property, health and life insurance. You may be eligible to purchase flood insurance.
- Make a record of personal property – photos or video.
- Store important records, pictures / video in a secure location away from the home.





# Get an Emergency Supplies Kit

- Have a minimum 3-day supply.

7-day supply is best with a 3-day supply ready to take with you

- Maintain the kit every 6 months.
- Know the location of your kit.

Home

Work

Car



# Get an Emergency Supplies Kit

- Water- 1 gallon per person, per day
- Food – avoid food that encourages thirst, watch foods that expire and go bad. (include snacks).
- Change out food and water every 6 months.
- Other items:
  - Battery powered radio with extra batteries and/or hand crank radio
  - Flashlights and extra batteries
  - First aid kit, Sanitation and hygiene items
  - Matches in a waterproof container
  - Whistle, Extra clothing, Cooking utensils
  - Photocopies of credit and identification cards
  - Cash
  - Items for infants
  - Specific needs items



# More Information is available at:

- [www.nfpa.org/disaster](http://www.nfpa.org/disaster)
- <http://www.ready.gov/>
- <http://www.fema.gov/areyouready/>